

KERAVETTE®

AGAINST WIND AND WEATHER,
AND TOO HIGH ENERGY COSTS.



КЛИНКЕРС - Строительная керамика и клинкер
г.Уфа, ул. Владивостокская, 10
+7 (347) 266-72-21
www.ufa-klinker.ru

ströher®
Clinker. Ceramics. Competence.

KERAVETTE®



ALSO REGARDING COST-EFFECTIVENESS. UNOBTRUSIVE AND YET STILL IMPRESSIVE.

Keravette gives a facade a new unmistakable and individual look. No wonder the word “facade” has been adopted from the Italian word “faccia” meaning “face”. 24 beautiful colour tones, numerous formats and glazed or unglazed surfaces give you a nearly unlimited choice of options. So each facade quite easily becomes unmistakable. The material thickness of 8 and 11 mm means this classic among clinker brick slips is not only light but, thanks to the especially high firing temperature, it is also extremely robust. Together with modern thermal insulation, they are also hard to resist when it comes to price.



AGAINST WIND
AND WEATHER,
AND TOO HIGH
ENERGY COSTS.

KERAVETTE®

UNCOMPLICATED. UNGLAZED.

FIRINGS AND FORMATS



140 white (unglazed)

Δ < 6 % · DIN EN 14411, Gr. AI_b, -Teil 1


NF



238 aluminium matt (unglazed)

Δ < 6 % · DIN EN 14411, Gr. AI_a, -Teil 1

NF



230 grey (unglazed)

Δ < 3 % · DIN EN 14411, Gr. AI_b

NF



330 graphite (unglazed)

Δ < 6 % · DIN EN 14411, Gr. AI_b, -Teil 1

NF/DF



320 sand yellow (unglazed)

Δ < 6 % · DIN EN 14411, Gr. AI_b, -Teil 1


NF



200 saumon (unglazed)

Δ < 6 % · DIN EN 14411, Gr. AI_b, -Teil 1


NF



215 patrician red (unglazed)

Δ < 3 % · DIN EN 14411, Gr. AI_b

NF/DF



210 brown (unglazed)

Δ < 3 % · DIN EN 14411, Gr. AI_b

NF



307 wheat (unglazed)

Δ < 3 % · DIN EN 14411, Gr. AI_b

NF/DF



336 metallic black (unglazed)

Δ < 3 % · DIN EN 14411, Gr. AI_b

NF



318 palace (unglazed)

Δ < 3 % · DIN EN 14411, Gr. AI_b


NF



325 achatblue-flashed (unglazed)

Δ < 3 % · DIN EN 14411, Gr. AI_b

NF



316 patrician red flashed (unglazed)

Δ < 3 % · DIN EN 14411, Gr. AI_b

NF/DF



PRODUCT DETAILS

KERAVETTE®

unglazed,
DIN EN 14411



format no.	7960	2110	2640
description	brick slip with text. struct.	brick slips	brick slips ¹⁾
nominal size (cm)	DF	NF	NF
production size (mm)	240 x 52 x 8	240 x 71 x 11	240 x 115 x 71 x 11
<ul style="list-style-type: none"> 215 patrician red 307 wheat 316 patrician red flashed 330 graphite 336 metallic black 325 achatblue-flashed 318 palace 200 saumon 320 sand yellow 140 white 230 grey 238 aluminium matt 210 brown 	★ PG 25 ●	★ PG 35 ●	★ PG 77 ●
pieces per bundle	34	24	16
pieces per m ² /m incl. joint	67,00	50,00	12,50
pieces per pallet	4.692	2.208	1.040
m ² /m per bundle	0,51	0,48	1,28
m ² /m per pallet	70,03	44,16	83,20
bundles per pallet	138	92	65
kg per pallet	967	877	613
kg per piece	0,206	0,397	0,589
kg per m ² /m	13,802	19,850	7,363
kg per bundle	7,004	9,528	9,424
surcharge	❖	❖	❖

- ★ = Discount on pallets.
- = Normally available ex stock.
- PG = Price group (see price list 2017).
- ❖ = Minimum quantity: each open box will incur a surcharge.

¹⁾ = The Ströher standard for angular accuracy in angled brick slips is based on the DIN 105 standard for exposed clinker brickwork, but with only 50% of the permissible tolerance values. The Ströher specification is thus +/- 1°. This equates to a maximum deviation of +/- 4 mm on the stretcher side and +/- 2 mm on the header side for a corner with the 240 x 115 mm format.

The formats shown are illustrative drawings and are not binding. All information without guarantee.

* Ströher is the only German manufacturer offering a 25-year frost resistance guarantee on the following extruded products that have been correctly installed by a qualified professional tiler: Zoé, Gravel Blend, Epos, Aera T, Aera, Roccia X, Roccia, Asar, Terra, Duro, TerioTec® X Profile, TerioTec® X, TerioTec®, Secuton®, Stalotec®, Kontur, Stiltreu, Riegel 50, Handstrich, Steinlinge, Glanzstücke, Zeitlos, Keraprotect® and Keravette®. Please find further explanations in our general terms and conditions.



Completely frost-resistant
*25 year guarantee

Tunnel kiln fired

Suitable for
insulation systems

Weatherproof

Economic

In compliance
with DIN EN

Fade-free and
colourfast

Easy maintenance
and hygienic

Ecofriendly

Resistant to
chemicals

Glow and
fireproof

Anti-static


KERAVETTE® UNCOMPLICATED. GLAZED.



319 royal (glazed)
Δ < 3 % · DIN EN 14411, Gr. A₁



837 marmos (glazed)
Δ < 3 % · DIN EN 14411, Gr. A₁




722 paglio (glazed)
Δ < 3 % · DIN EN 14411, Gr. A₁



835 sandos (glazed)
Δ < 3 % · DIN EN 14411, Gr. A₁




839 ferro (glazed)
Δ < 3 % · DIN EN 14411, Gr. A₁




640 maro (glazed)
Δ < 3 % · DIN EN 14411, Gr. A₁




834 giallo (glazed)
Δ < 3 % · DIN EN 14411, Gr. A₁




841 rosso (glazed)
Δ < 3 % · DIN EN 14411, Gr. A₁



635 gari (glazed)
Δ < 3 % · DIN EN 14411, Gr. A₁



825 sherry (glazed)
Δ < 3 % · DIN EN 14411, Gr. A₁



840 grigio (glazed)
Δ < 3 % · DIN EN 14411, Gr. A₁





PRODUCT DETAILS

KERAVETTE®

glazed,
DIN EN 14411



format no.	8071	7960	2110	2610	8315
description	brick slip with text. struct.	brick slip with text. struct.	brick slips	corner ¹⁾	brick slips
nominal size (cm)	NF	DF	NF	NF	30 x 15
production size (mm)	240 x 71 x 8	240 x 52 x 8	240 x 71 x 11	175 x 71 x 52 x 11	294 x 144 x 10
<ul style="list-style-type: none"> 834 giallo 840 grigio 835 sandos 837 marmos 839 ferro 841 rosso 319 royal 825 sherry 640 maro 635 gari 722 paglio 	★ PG 37 ●				
	★ PG 32 ●				
		★ PG 29 ●	★ PG 37 ●	★ PG 76 ●	
					★ PG 371 ○
pieces per bundle	51	34	24	28	22
pieces per m2/rm incl. joint	50,00	67,00	50,00	12,50	22,00
pieces per pallet	4.131	4.692	2.208	1.680	1.144
m2/rm per bundle	1,02	0,51	0,48	2,24	1,00
m2/rm per pallet	82,62	70,03	44,16	134,40	52,00
bundles per pallet	81	138	92	60	52
kg per pallet	1.239	967	877	603	955
kg per piece	0,300	0,206	0,397	0,359	0,835
kg per m2/rm	15,000	13,802	19,850	4,488	18,370
kg per bundle	15,300	7,004	9,528	10,052	18,370
surcharge	❖	❖	❖	❖	❖

★ = Discount on pallets. ● = Normally available ex stock. PG = Price group (see price list 2017). ❖ = Minimum quantity: each open box will incur a surcharge.

¹⁾ = The Ströher standard for angular accuracy in angled brick slips is based on the DIN 105 standard for exposed clinker brickwork, but with only 50% of the permissible tolerance values. The Ströher specification is thus +/- 1°. This equates to a maximum deviation of +/- 4 mm on the stretcher side and +/- 2 mm on the header side for a corner with the 240 x 115 mm format. The formats shown are illustrative drawings and are not binding. All information without guarantee.

* Ströher is the only German manufacturer offering a 25-year frost resistance guarantee on the following extruded products that have been correctly installed by a qualified professional tiler: Zoé, Gravel Blend, Epos, Aera T, Aera, Roccia X, Roccia, Asar, Terra, Duro, TerioTec® X Profile, TerioTec® X, TerioTec®, Secuton®, Stalotec®, Kontur, Stiltreu, Riegel 50, Handstrich, Steinlinge, Glanzstücke, Zeitlos, Keraprotect® and Keravette®. Please find further explanations in our general terms and conditions.



Completely frost-resistant
25 year guarantee

Tunnel kiln fired

Suitable for
insulation systems

Weatherproof

Economic

In compliance
with DIN EN

Fade-free and
colourfast

Easy maintenance
and hygienic

Ecofriendly

Resistant to
chemicals

Glow and
fireproof

Anti-static

HOW TO APPLY CLINKER BRICK SLIPS CORRECTLY TO A FACADE



PREPARATION: Before applying the slips, the visible dimensions of the window and door lintels need to be worked out. It is rare that the reveal and lintel measurements correspond to the standard brick slip sizes. This is why the joints between the brick slips need to be adjusted. The overview dimensions calculated are then also transferred to the outside corners.

PROCEDURE: After working out the heights at the corners of the walls, the angles at the outer corners are applied using the floating-buttering method. "Floating" describes the application of the adhesive using a notched trowel in medium-bed adhesive. "Buttering" means coating the back of the brick slip with adhesive using a spatula or trowel. Before the surface is worked, the connections between stretches of masonry first need to be determined. In most cases, 'disordered' joining is recommended in which five head ends per square metre are included. The head visually forms the front end of an entire brick and in the case of clinker slips is cut from the surface using a tile cutter or a radial cutter.

JOINTING: After applying the clinker slips and after a corresponding drying time (see the adhesive manufacturer's instructions), a start can be made on grouting. Clinker slips with smooth surfaces can be processed by the slurry method. There are a number of grouts on the market but some have plastic and pigment additives. For this reason, you should always consult the mortar manufacturer regarding suitability before choosing the grout. All rough, patinated and textured surfaces are grouted with a conventional pointing trowel and a metal float.



Window lintel perfectly replicated with angles.



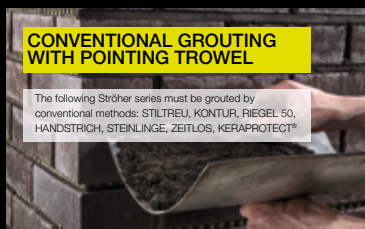
The corner angles are worked using the floating-buttering method.



Use a string to plumb the clinker area. The clinker slips are pressed into the adhesive bed.



The finished surface. Grouting can be done after the appropriate drying time.



Grouting using pointing trowel and metal float along the horizontal.



The vertical joints can be finished more easily with a smaller pointing trowel.



Jointing with a trowel allows you to create different looks.



Sweeping out the joint gives it a corresponding structure.



The finished joint pattern. Full masonry stretches are grouted at one go.



КЛИНКЕРС - Строительная керамика и клинкер
г.Уфа, ул. Владивостокская, 10
+7 (347) 266-72-21
www.ufa-klinker.ru